

RESIDENT COORDINATOR STATISTICS



AS OF 1 OCTOBER 2020

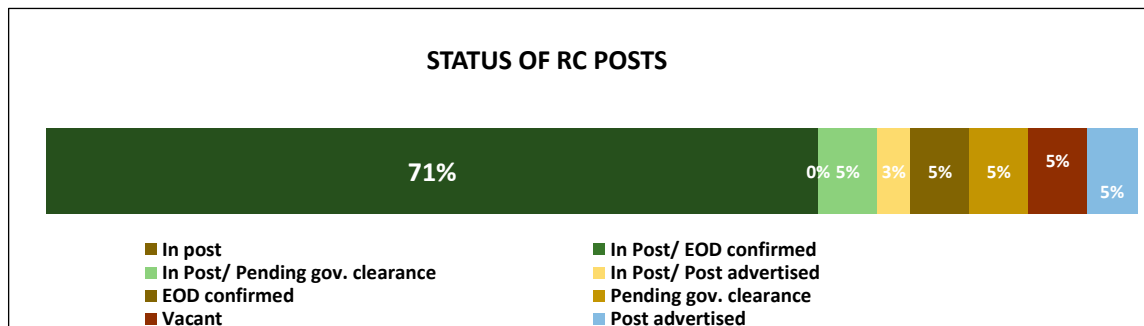


Resident Coordinator and Active RC Pool Members Statistics as of 01-Oct-2020

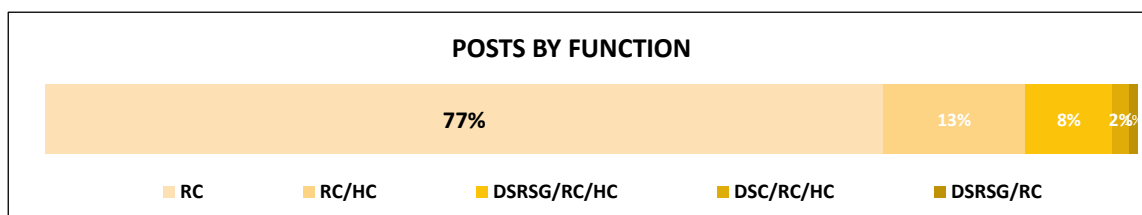


RC Posts N = 130

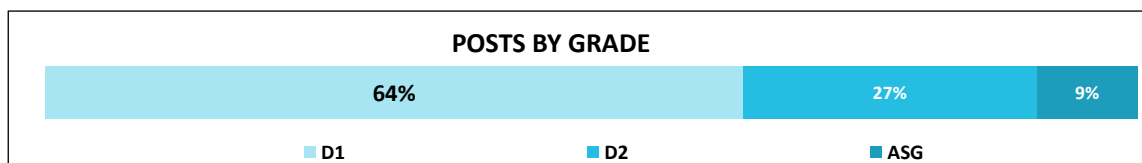
Status of RC Posts		N°	%
Status	In post	92	71%
	In Post/ EOD confirmed	0	0%
	In Post/ Pending gov. clearance	7	5%
	In Post/ Post advertised	4	3%
	EOD confirmed	7	5%
	Pending gov. clearance	7	5%
	Vacant	7	5%
	Post advertised	6	5%



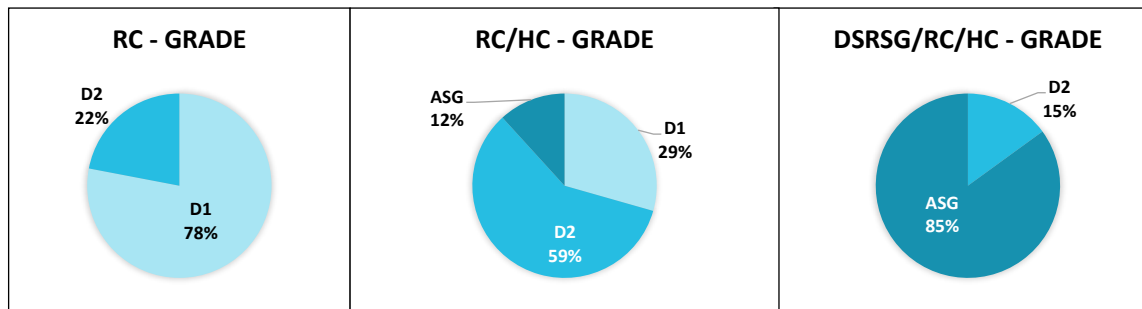
Function		N°	%
Role	RC	100	77%
	RC/HC	17	13%
	DSRSG/RC/HC	10	8%
	DSC/RC/HC	2	2%
	DSRSG/RC	1	1%



Grade		N°	%
Grade	D1	83	64%
	D2	35	27%
	ASG	12	9%



Grade and Function		N°	%
RC	D1	78	78%
	D2	22	22%
	ASG	0	0%
RC/HC	D1	5	29%
	D2	10	59%
	ASG	2	12%
DSRSG/RC/HC	D1	0	0%
	D2	2	15%
	ASG	11	85%



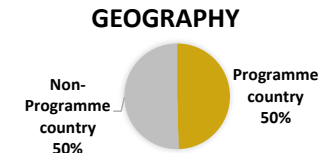
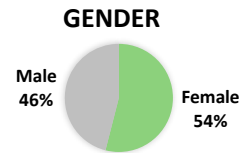
Resident Coordinator and Active RC Pool Members Statistics as of 01-Oct-2020



Current RCs

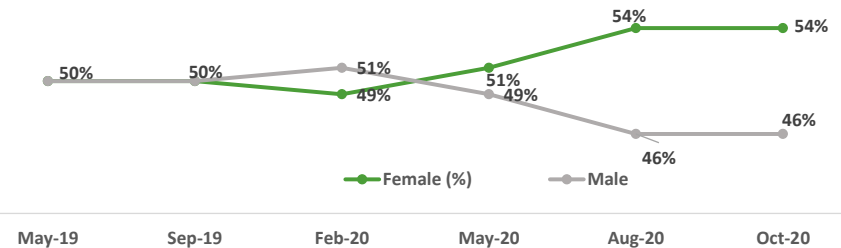
N = 113

Gender / Geography		N°	%
Gender	Female	61	54%
	Male	52	46%
N/S	Programme country	56	50%
	Non-Programme country	57	50%



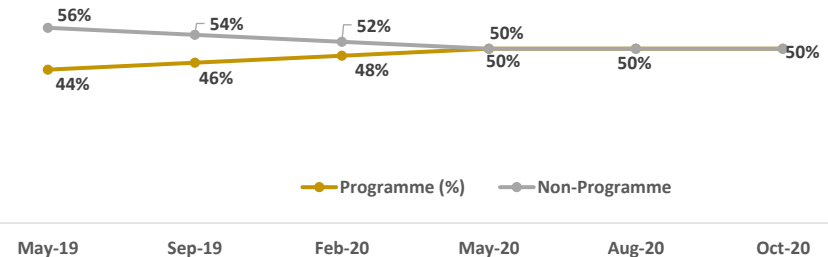
Gender		Female (%)	Male
Dates (after IAAP meetings)	May-19	50%	50%
	Sep-19	50%	50%
	Feb-20	49%	51%
	May-20	51%	49%
	Aug-20	54%	46%
	Oct-20	54%	46%

Gender



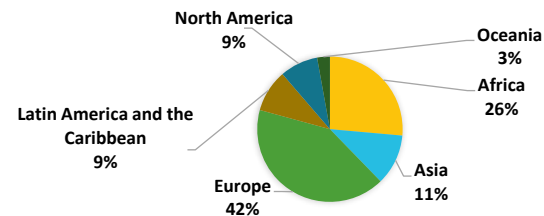
Geography		Programme (%)	Non-Programme
Dates (after IAAP meetings)	May-19	44%	56%
	Sep-19	46%	54%
	Feb-20	48%	52%
	May-20	50%	50%
	Aug-20	50%	50%
	Oct-20	50%	50%

Geography



Region of Origin		N°	%
Region DESA	Africa	28	25%
	Asia	12	11%
	Europe	44	39%
	Latin America and the Caribbean	10	9%
	North America	9	8%
	Oceania	3	3%

REGION

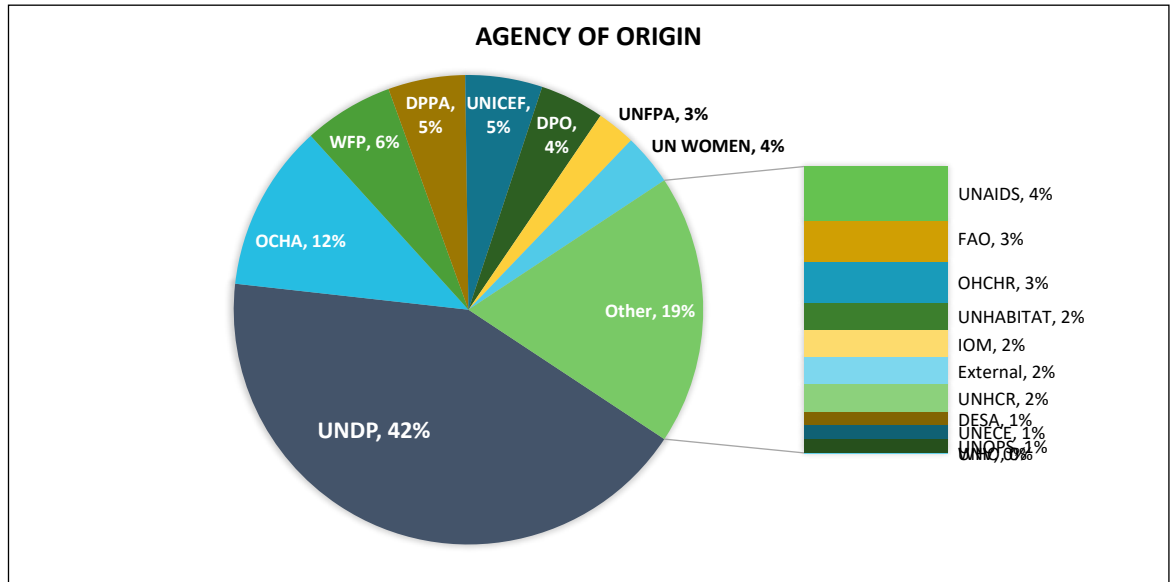


Resident Coordinator and Active RC Pool Members Statistics as of 01-Oct-2020

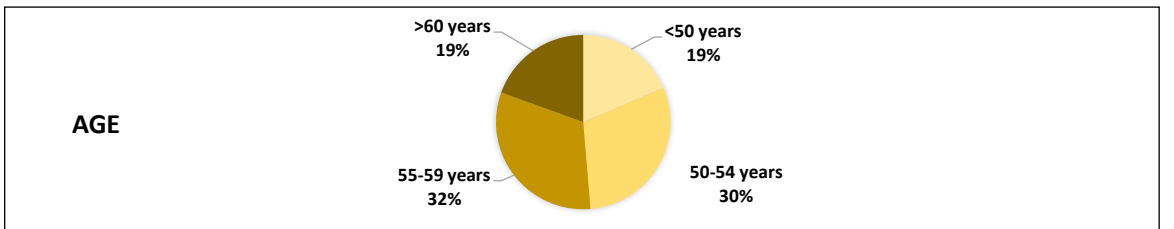


Current RCs N = 113

Agency of Origin	N°	%
UNDP	48	42%
OCHA	13	12%
WFP	7	6%
DPPA	6	5%
UNICEF	6	5%
DPO	5	4%
UNFPA	3	3%
UN WOMEN	4	4%
UNAIDS	4	4%
FAO	3	3%
OHCHR	3	3%
UNHABITAT	2	2%
IOM	2	2%
External	2	2%
UNHCR	2	2%
DESA	1	1%
UNECE	1	1%
UNOPS	1	1%
UNV	0	0%
WHO	0	0%



Age	N°	%
<50 years	21	19%
50-54 years	34	30%
55-59 years	36	32%
>60 years	22	19%




Resident Coordinator and Active RC Pool Members Statistics as of 01-Oct-2020



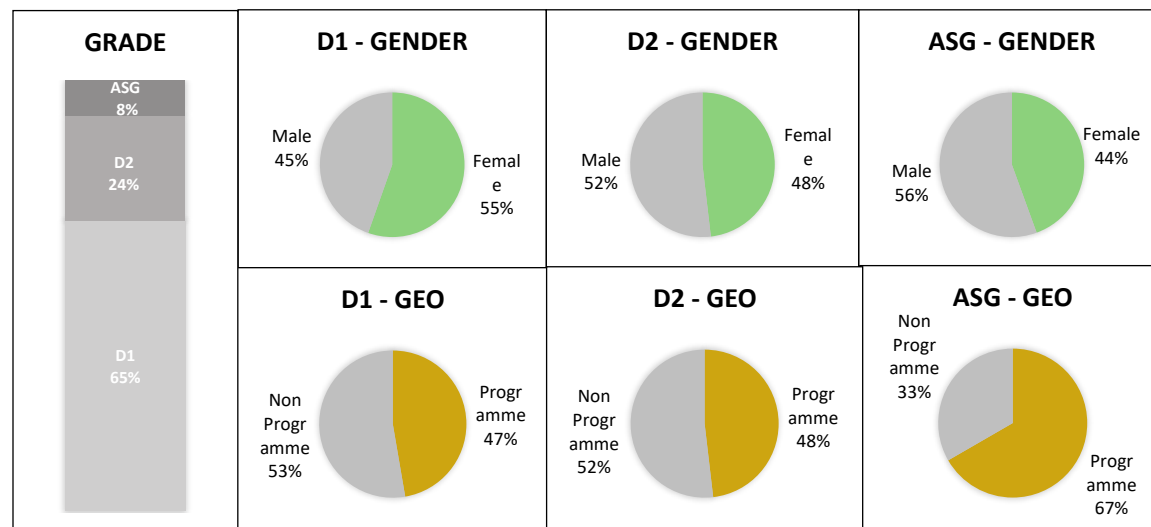
Current RCs N = 113

Languages		N°	%
Language	English	107	95%
	French	56	50%
	Spanish	34	30%
	Russian	6	5%
	Arabic	6	5%
	Chinese	2	2%
	Swahili	2	2%
	Portuguese	11	10%



Grade and Gender		N°	%
D1	Female	41	55%
	Male	33	45%
D2	Female	13	48%
	Male	14	52%
ASG	Female	4	44%
	Male	5	56%

Grade and Geography		N°	%
D1	Programme	35	47%
	Non Programme	39	53%
D2	Programme	13	48%
	Non Programme	14	52%
ASG	Programme	6	67%
	Non Programme	3	33%



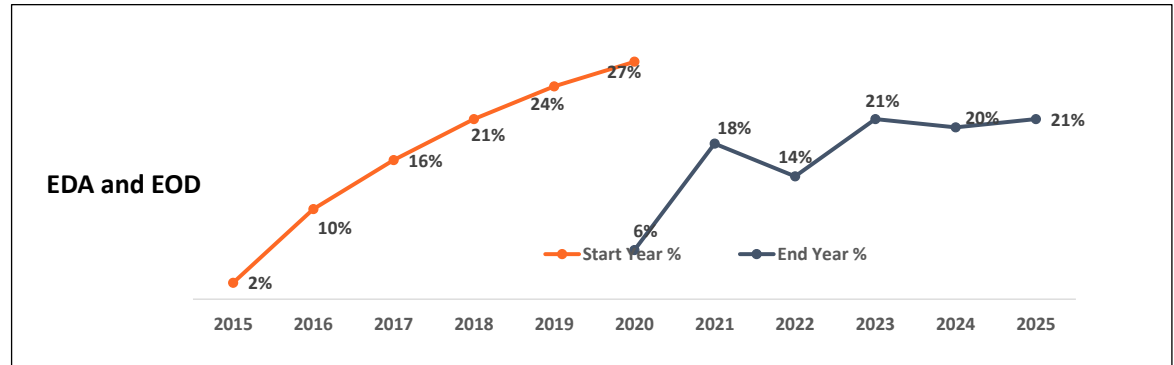
Resident Coordinator and Active RC Pool Members Statistics as of 01-Oct-2020



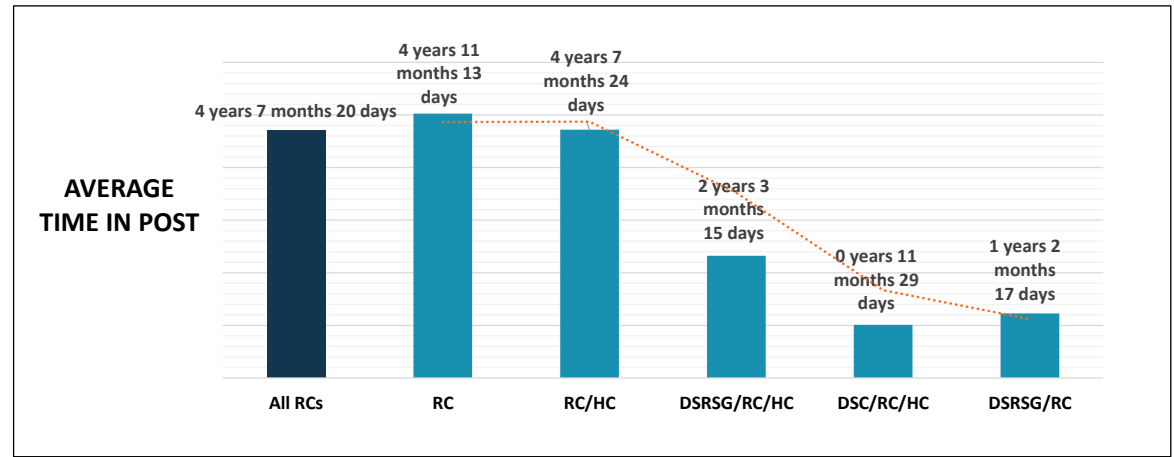
Current RCs

N = 113

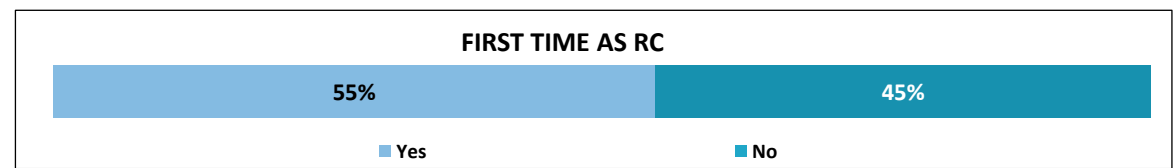
EOD and EOA	Start Year		End Year	
	N°	%	N°	%
2015	2	2%		
2016	11	10%		
2017	17	16%		
2018	22	21%		
2019	26	24%		
2020	29	27%	6	6%
2021			19	18%
2022			15	14%
2023			22	21%
2024			21	20%
2025			22	21%



Average Time in Post		Days	Years, months and Days
Average time in Post (only Sitting RC)	All RCs	1695	4 years 7 months 20 days
	RC	1809	4 years 11 months 13 days
	RC/HC	1699	4 years 7 months 24 days
	DSRSG/RC/HC	837	2 years 3 months 15 days
	DSC/RC/HC	364	0 years 11 months 29 days
	DSRSG/RC	442	1 years 2 months 17 days



Tours of Duty		N°	%
Average assignments as RC		2	
First-time RC	Yes	62	55%
	No	51	45%

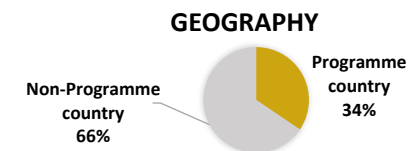
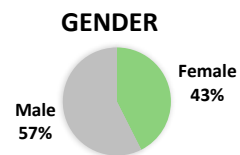


Resident Coordinator and Active RC Pool Members Statistics as of 01-Oct-2020

Active RC Pool Members

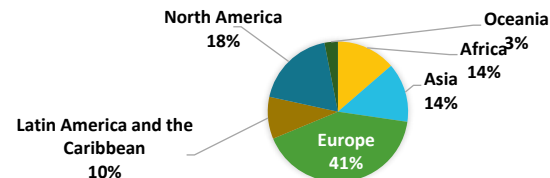
N = 235

Gender and Geography		N°	%
Gender	Female	100	43%
	Male	135	57%
N/S	Programme country	81	34%
	Non-Programme country	154	66%



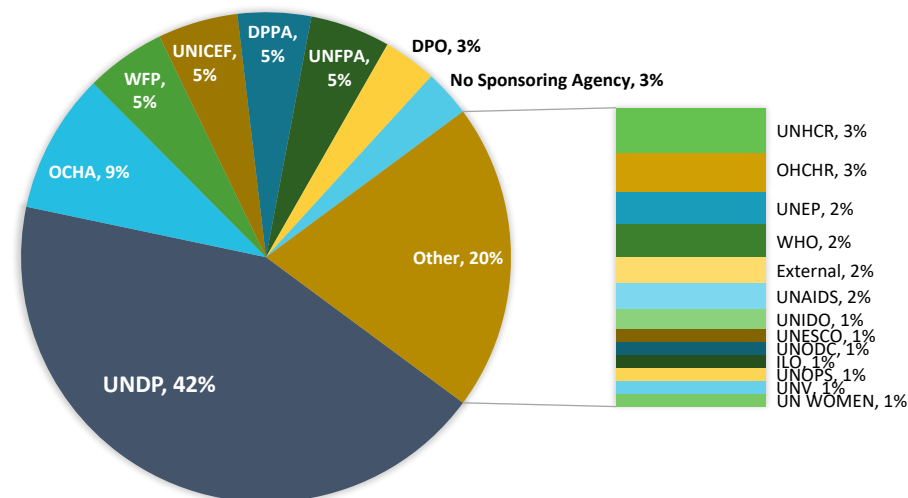
Region of Origin		N°	%
Region DESA	Africa	31	13%
	Asia	31	13%
	Europe	94	40%
	Latin America and the Caribbean	22	9%
	North America	42	18%
	Oceania	7	3%

REGION



Agency of Origin		N°	%
Agency of Origin	UNDP	98	42%
	OCHA	21	9%
	WFP	12	5%
	UNICEF	12	5%
	DPPA	11	5%
	UNFPA	12	5%
	DPO	8	3%
	No Sponsoring Agency	7	3%
	UNHCR	7	3%
	OHCHR	6	3%
	UNEP	5	2%
	WHO	5	2%
	External	4	2%
	UNAIDS	4	2%
	UNIDO	3	1%
	UNESCO	2	1%
	UNODC	2	1%
	ILO	2	1%
	UNOPS	2	1%
	UNV	2	1%
UN WOMEN	2	1%	

AGENCY OF ORIGIN

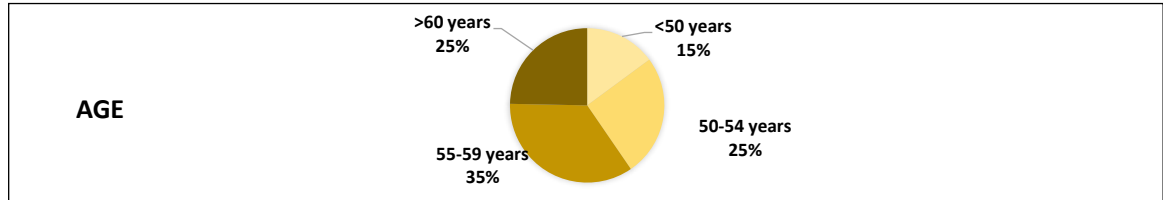


Resident Coordinator and Active RC Pool Members Statistics as of 01-Oct-2020




Active RC Pool Members N = 235

Age		N°	%
Age	<50 years	35	15%
	50-54 years	60	26%
	55-59 years	82	35%
	>60 years	58	25%



Languages		N°	%
Language	English	226	96%
	French	110	47%
	Spanish	67	29%
	Russian	16	7%
	Arabic	20	9%
	Chinese	2	1%
	Swahili	1	0%
	Portuguese	16	7%



Grade and Gender		N°	%
D1	Female	42	46%
	Male	49	54%
D2	Female	29	43%
	Male	38	57%
ASG	Female	6	30%
	Male	14	70%

Note: The remaining Active Candidates consist of 41 P5, 9 N/A and 1 USG

Grade and Geography		N°	%
D1	Programme	32	35%
	Non Programme	59	65%
D2	Programme	21	31%
	Non Programme	46	69%
ASG	Programme	8	40%
	Non Programme	12	60%

